

1

Sign up or sign in

Access link sent via email

- Sign in if you already have an account, or
- Create a new account. Register using the **same email address** to which the access link was sent

Go through setup:

- Confirm time zone (event time GMT+3, EEST)

2


Create your name tag

- Add a photo
- Enable chat
- Add social networks you wish to include in your tag

3

Homepage

Find general info, e.g. venue floor plan



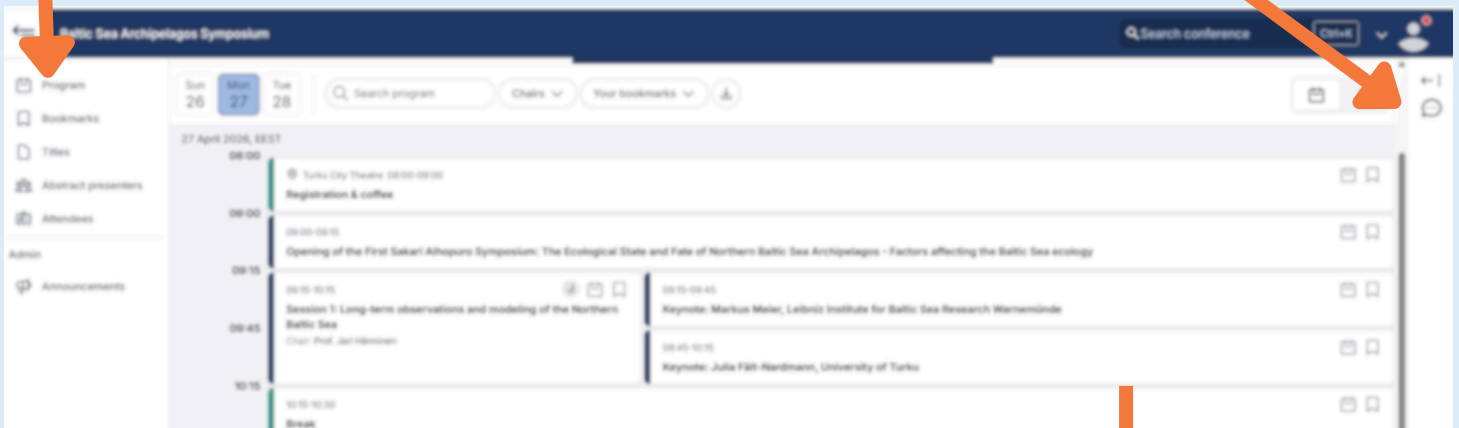
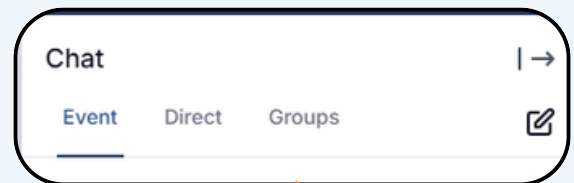
4

Programme, abstracts and chat



- Programme view
- See your bookmarked sessions
- Search for presenters, authors and titles
- View attendees
- View ePosters

- The **event chat** is seen by all attendees
- In the **direct chat** you can reach out to individual attendees
- It is also possible to create your own **group chats**.



- Click on any session to find more info
- You can leave comments on a session, as well as on individual papers
- Click on the submission title to open the abstract

